



NORTHWEST NEWSLETTER



Northwest Federation of Mineralogical Societies
Bryan Schroeder, Editor
153 Spring Street
Richland WA 99354-1651

TIME SENSITIVE MATERIAL - DO NOT DELAY

VOLUME 47 NO. 3

NOVEMBER 2006

NFMS DUES are DUE !!!

ATTN: Federation Directors, Club Secretaries and Club Treasurers

This month I will be mailing a packet to each club containing the Dues Calculation Sheet, Directory Order Form and a list of your club's membership, as it appeared in last year's directory, to be updated.

NFMS dues are due by January 10, 2007 and are BASED ON your December 31, 2006 MEMBERSHIP. All forms are to be returned to me, and your prompt response will be greatly appreciated.

Lyle Vogelpohl
NFMS Treasurer

A WEEK AT HANCOCK FIELD STATION

The Rockhound Retreat

OSMI coordinator Emily Prudhomme gives an informative discussion on the Clarno Formation and more



The lapidary shop, known as Pete's Shop. The high speed sanders are on the right and trim saw and slab saw are behind the photographer. John Wozniak is shown in the foreground while the instructors Russ Snook and Lamar Tilgnar are in the background telling rock stories.

MORE PHOTOS ON LAST PAGE

The members of the Executive Board would like to wish our members a safe and happy Holiday Season. We will keep in our prayers those that have left us over the last year. As we spend time with our families and friends, we will remember the great times we have had this year.

Happy Holidays

Editor's Note: There will not be a newsletter for the month of December. The Newsletter will resume in January 2007 and articles to be published should be submitted to the Editor no later than January 6, 2007 - See page 2



Carolyn Faux receives instruction from Chris Blickfeldt on Silversmithing. Barbara Jacobsen is in the background



GRAND PRIZE PHOTO. Barbara Jacobsen gets the purple glove award (no hearts were available) from Chris Blickfeldt for injuries during silversmithing

What's Inside

- NFMS Information.....2
- Presidents Message.....3
- 1st V.P. Message.....3
- Education Message.....3
- AFMS V.P. Message.....3
- Honoring Toby Cozens.....3
- Saw Oil.....3
- Darlene's Doodles.....4
- NFMS Field Trips.....4
- A Rockaholic.....4
- Apology to JR. Chair.....4
- A Beginning "Artist".....4
- Building Stronger Clubs...5
- Junior Rockhounds.....6
- Identifying True Amber....6
- Mineral TALC.....7
- Stamp Report.....7
- Scholarship Report.....7
- 2007 Show Calendar.....8
- Retreat Con't from Pg. 1...8

NFMS WEB SITE:
www.amfed.org/nfms

Non-Profit Org.
U.S. Postage Paid
Barley ID 83318
Permit No. 9

NORTHWEST FEDERATION EXEC. OFFICERS 2006-2007
PRESIDENT: Chuck Sonner, So. WA. Mineralogical Society, 165 Tingle Rd., Winlock, WA. 98596, (360) 785-3909, twofossils@toledotel.com
1st VICE PRESIDENT: Patty Amos, Mt. Hood Rock Club 15523 NE 215th Ave, Brush Prairie, WA 98606, (360) 892-3716, packrats2@att.net
2nd VICE PRESIDENT: OPEN
EXECUTIVE SECRETARY: Joan Day, Golden Spike Gem & Mineral Society, 509 Highland Blvd., Brigham City, UT. 84302 (435) 723-3830, joanday@sisa.com
TREASURER: Lyle Vogelpohl, West Seattle Rock Club, 8810 37th Ave. SW, Seattle, WA 98126-3617, (206) 932-3292, lrvogelpohl@comcast.net

NFMS STANDING COMMITTEES

BUDGET: Patty Amos, 1st Vice President (see above)
BULLETIN AIDS: Darlene Denton, Mt. Baker Rock & Gem Club, 5830 Haddon Lane, Anacortes, WA 98221, (360) 588-0217
CIRCULATION: Beverly Schroeder, Lakeside Gem & Mineral Club, 153 Spring St., Richland, WA 99354-1651, (509) 371-1572, nfmsnews@verizon.net
CREDENTIALS: Tanya Sonner, So. WA Mineralogical Society, 165 Tingle Road, Winlock, WA 98596, (360) 785-3909
twofossils@toledotel.com
CUSTODIAN: Patty Amos, 1st vice president (see above)
DIRECTORY: Audrey Vogelpohl, West Seattle Rock Club, 8810 37th Ave. SW, Seattle, WA 98126-3617 avogelpohl@comcast.net
EDUCATION: Margaret Stallknecht, Stallknecht-Morgan Museum Gem & Mineral Society, P.O. Box 171, Letha, ID 83636, (208) 365-1653, mestallknecht@yahoo.com
ENDOWMENT FUND: CHAIRMAN: Edna Nelson, Mt Hood Rock Club, 66830 Maple Crest Rd., Deer Island, OR 97054, (503) 397-5284, snelson@ados.net ; SECRETARY: Rose Alene Mc Arthur, Hells Canyon Gem Club, 33427 Highway 212, Orofino, ID. 83544, (208) 476-3840; TREASURER: OPEN, FINANCIAL ADVISOR: Steven Gustafson, Mt Hood Rock Club, 3102 SE 328th Ave., Washoung, WA 98671, stevengustafson@msn.com
HISTORIAN: Shirley Leeson, Intermountain Faceters Guild, P.O. Box 23, Tendoy, ID., 83468-0023, (619) 460-6128 or (208) 756-2394, shirleyleeson@msn.com
JUNIORS CHAIR: Gary Buhr, Everett Rock & Gem Club, 1242 State Ave., PMB 157,#1, Marysville, WA 98270-3672, (360) 659-7776 (work), (425) 356-7696 (cell), gemnut@hotmail.com; AK-Steve Jensen, ID-Barbara Nash, MT-open, OR-Janine Owens UT-Shaun Peck, WA-Marc Cimolino
LONG RANGE PLANNING: OPEN
NEWSLETTER EDITOR: Bryan Schroeder, Lakeside Gem & Mineral Club, 153 Spring St., Richland, WA 99354, (509) 371-1572, nfmsnews@verizon.net
NOMINATING CHAIRMAN: Jack Edwards, Marcus Whitman Gem & Mineral Soc., 1475 Bussell Rd. Walla Walla, WA 98362, (509) 529-3673, edwardsj@wwics.com; Members: ID/UT- Evan Day, MT-Bill Luke, OR-Lamar Tilgner, WA/AK- Rocky McCall
OPERATIONS REVIEW: John Haworth, 203 Rainbow Dr. # 10300, Livingston, TX, 77399, haworth@pocketmail.com
PAST PRESIDENTS COUNCIL: Russell Snook, Tualatin Valley Gem Club, 73 S. 26th Ave, Cornelius, OR 97113, (503) 648-3989, dottys28@msn.com
PUBLIC LANDS ADVISORY: OPEN
PUBLIC RELATION: OPEN; Members: AK-Tom and Linda Cooper, ID-Clarence Wright
SLIDE/VIDEO LIBRARIAN: Mark Stephens, Kitsap Mineral & Gem Soc., 19830 Mosjon Circle, Poulsbo, WA. 98370, (360) 779 8273, nfmsprograms@earthlink.net
RESOLUTIONS: Betty Luke, Butte Mineral and Gem Club, P.O.Box 254, Harrison, MT 59735, (406) 685-3694, ramblers@3rivers.net
RULES & AWARDS CHAIR: Barbara Jacobsen, Club-at-Large P.O. Box 1579, Shady Cove, OR. 97539-1579, (541) 878-1445 bobjake@connpoint.net
JUDGING DIRECTOR: Dee Holland, Intermountain Faceters Guild, P.O.Box 23, Tenody, ID, 83468, (208) 756-2394, beauholland@salmoninternet.com
EXHIBITS REGISTRAR: Joe Slouber, Butte Gem & Mineral Club P.O. Box 427, Butte MT., 59703-0427, (406) 494-3034, RockHound@in-tch.com
SAFETY: Open
SCHOLARSHIP: Ella Cox, West Seattle Rock Club, 9009 13th Ave SW, Seattle, WA 98106 (206) 762-8595
SHOW CHAIRPERSON 2007: Pete Knudsen, Butte Mineral & Gem Club, 1301 W. Gold St., Butte, MT 59701.
SHOW COORDINATION: Judi Allison, Hatrockhounds Gem & Mineral Society, 40 Van Buren St., Umatilla, OR. 97882-9736 (541) 922-6284, rjall@eoni.com.
STAMPS: Hermina Kolski, Billings Gem & Mineral Club, 208 Riverview #2E, Great Falls, MT 59404, (406) 453-7027
SUPPLIES: OPEN..(Chuck Sonner is warehousing the supplies as of now.)

WAYS & MEANS: Janice Van Cura, Willamette Agate & Mineral Society, Inc.3448 NW Covey Run, Corvallis, OR 97330 (503)753-2401 jvancura@peak.org
WEBMASTER: Jack Eads, Kitsap Mineral & Gem Soc., 5169 E. Hillcrest Drive, Port Orchard, WA. 98366-8101, (360) 871-2445, jacke@silverlink.net
NFMS WEB SITE: www.amfed.org/nfms

NFMS SPECIAL COMMITTEES 2006

FIELD TRIP CHAIRMEN: Keene Clay, Mt Hood Rock Club, 19473 SE Foster, Boring OR 97009, (503) 558-8500, clayken@comcast.net
NORTHWEST ROCKHOUND RETREAT (Hancock): Lamar Tilgner (Chair), Mt. Hood Rock Club, 200 SE Olvera Ave., Gresham, OR 97080, (503) 666-2905
CLAIMS COMMITTEE: Rocky McCall, Marysville Rock & Gem club, 8330 272nd St. NW, Stanwood, WA 98292-7430 (360) 629-2515, rm711@tgi.net
OPERATIONS PROCEDURE UPDATE: Jack Edwards Marcus Whitman Gem & Mineral Soc., 1475 Bussell Rd., Walla Walla, WA 99362, (509) 529-3673, edwards@wwics.com (committee created Aug. 2005)
ROCKHOUND OF THE YEAR: Viola Jones, Skagit Rock & Gem Club, P. O. Box 2841, Mt. Vernon, WA. 98273, (360) 424-8340, rocks1x1vi.george@verizon.net

AFMS COMMITTEES (NFMS Representatives):

ENDOWMENT FUND Chuck Sonner & Patty Amos, **EDITORS HALL OF FAME**-Esther Davis, **BULLETIN EDITORS**-Bryan Schroeder, **NFMS /CLUB PUBLICATIONS-** Darlene Denton, **ROCKHOUND OF THE YEAR**-Viola Jones, **CONSERVATION LEGISLATION**-Darlene Posthuma, **EDUCATION-ALL AMERICAN**-Margaret Stallknecht, **INTERNATIONAL RELATIONS**-Bill and Janet Smith, **JUNIOR PROGRAMS**-Gary Buhr, **LEWIS AND CLARK**-Open, **PAST PRESIDENT ADVISORY COUNCIL**-Russell Snook, **PROGRAM COMPETITION**-Mark Stephens, **PUBLIC RELATIONS-OPEN, SAFETY**-Open, **SCHOLARSHIP FOUNDATION**-Open, **SUPPLIES AND PUBLICATIONS-OPEN, JUDGE TRAINING COMMITTEE**-Dee Holland, **WAYS AND MEANS**-Janice Van Cura, **WEBSITE**-Jack Eads.

THINGS YOU SHOULD KNOW

The **AMERICAN LANDS ACCESS ASSOCIATION (ALAA)** is a 501(c)(4) organization. Its purpose is to promote and ensure the right of amateur hobby fossil and mineral collecting, recreational prospecting and mining, and the use of public and private lands for educational and recreational purposes; and to carry the voice of all amateur collectors and hobbyists to our elected officials, government regulators and public lands managers. Your annual membership fee of \$25.00 helps support their activities. Contact: To be Determined

The **AFMS NEWSLETTER** is published monthly except Jan-Jul-Aug by the American Federation of Mineralogical Societies. Each NFMS member club should have three people (usually the Pres, Secretary, and Editor) receiving the AFMS Newsletter. If they are not, or if anyone else wants to subscribe (\$4.50 per year), write to: **AFMS Central Off., Steve Weinberger, P.O. Box 302, Glyndon, MD 21071-0302.** Make checks payable to "AFMS". Email: cebar62@aim.com

The **NORTHWEST NEWSLETTER** is the official publication of the Northwest Federation of Mineralogical Societies (NFMS) and is usually published ten (10) times per year. This publication is brought to you through your club membership in NFMS. The purpose of the Northwest Newsletter is to keep all NFMS members informed of activities and events pertaining to the business and services of the Federation. The Newsletter is printed and mailed to approximately 3500 homes in six states by Burley Reminder in Burley ID. For matters related to the Newsletter (i.e. content, advertising, etc) contact the **Newsletter Editor** (printed elsewhere on this page). For matters related to the Newsletter circulation (new members, address changes, etc.) contact the **Circulation Chairperson** (located elsewhere on this page).

SHOW COORDINATION. Your Federation provides a free service for NFMS members by listing your show in this Newsletter, on the NFMS website, and three magazines (Rocks and Minerals, Rock and Gem, and Lapidary Journal). Please provide the date and time for the show, the club name and show title (if applicable), the location of the show, and most important a contact person with e-mail address, and or phone (e-mail is preferred). Please send your show information four to six months in advance to the **SHOW COORDINATION Chairperson** (printed elsewhere on this page). If you see an error once your show is listed, or if your show is not listed, contact **Newsletter Editor** (printed elsewhere on this page).

SAVE STAMPS PROGRAM. NFMS members are encouraged to use and save commemorative stamps. The monies generated from the sale of these used (cancelled) stamps is then donated to Cancer Research. The collected stamps can be sent to the **STAMPS Chairman** (printed elsewhere on the page), brought to the NFMS Annual Show or given to your Federation Director in your club.

ATTENTION CLUB TREASURERS:

Where to send your money:

To NFMS Treasurer for:

1. Dues and supplies
2. Donations for the general fund
3. Donations to Junior Achievement

Send to: Lyle Vogelpohl, see Treasurer this page.

To NFMS Endowment Fund Treasurer for:

1. Donations to Endowment Fund
2. Memorial contributions

Make check payable to NFMS Endowment Fund
 Endowment Fund Treasurer is an open position. Should ask Edna Nelson who she wants the funds to be sent to.

To NFMS Scholarship Chairperson for:

1. Donations to AFMS Scholarship Fund
2. Memorial contributions

Make check payable to AFMS Scholarship Fund.
 Send to Ella Cox (see Scholarship this page).

To AFMS Endowment Fund for:

1. Donations to AFMS Endowment
2. Memorials

Send to: To Be Determined

To ALAA Treasurer for:

1. Memberships, new and renewals
2. Donations

Make check payable to ALAA
 Send to Norman W. Hanschu, ALAA Treasurer, 6607 Sturbridge Ln; Canton, MI 48187-2638


(See this page for address, phone, or e-mail)

NFMS NEWSLETTER ADVERTISEMENT. Members, Non-members, clubs, etc. can advertise in the Northwest Newsletter. This service is provided to help defray the cost of printing and mailing the newsletter and is encouraged by the Federation. The only criteria for the ad is that it be hobby related (e.g. rocks, equipment, grit, shows, etc.).

Ads for the Northwest Newsletter are \$1.50 per square inch.
 Example: 3" x 4" ad = 12 inches
 12 inches x \$1.50 = \$18 per issue of the Newsletter
Do not send ads on colored paper because the background will look gray in the ad. For more information or questions call, e-mail or write the Newsletter Editor (printed elsewhere on this page.)

DEADLINE
for YOUR SUBMISSIONS TO
the next
NORTHWEST NEWSLETTER is
JANUARY 6, 2007
For the January 2007
ISSUE
 509 371 1572
 BRYAN SCHROEDER
 NFMS NEWSLETTER EDITOR
nfmsnews@verizon.net

AWARDS, COMMENTS & ANNOUNCEMENTS



Chuck Sonner
NFMS President.

The end of the year is fast approaching. This will give us time to work on those projects that we put off because of the beautiful weather we had

this summer. I am looking to find material collected over ten years ago from the Greenwater area. This red plume jasper will make a great example of material found in the Northwest Federation.

There is a reason I am looking for this specific material. As President, I was handed a small suitcase with about 20 cabs. These cabs, along with others, were displayed in a 50th Anniversary case. What I am trying to establish is a perpetual case of material from the NW. This material can be displayed at local, regional, NFMS & AFMS Shows. I will list the material on the web and in January's issue of the NW Newsletter. If there is something you would like to add to this display, please let me know.

The second day, we did field study of the weird and wonderful landforms of the alien environment at Craters of the Moon.

Mr. Powell's students planned this trip and pulled it all together as a class project for credit. And a fine job they did, too! I was very pleased to attend! I don't get enough invitations to attend overnight trips. The students fed us a wonderful chicken dinner before we sat around the campfire and watched the meteor shower. It was beautiful with many meteors streaking through the sky at once! I want to thank Mr. Powell and his senior geology class for a wonderful time! I needed to get away!

Second, I attended a field trip with Mr. Powell's Earth Science class to Celebration Park near Murphy, Idaho. There were 48 students on this field trip! Celebration Park is known for the wonderful petroglyphs, beautiful eagle nests overlooking the Snake river, Indian teepee, and lovely weather. We attended an interpretive session that explained all about the geology and the lives of the Indian people who lived along the river for thousands of years.

The hat and t-shirt sales are progressing slowly because I haven't been to too many shows, however, we will have them at the upcoming Mountain Home Show on Oct. 14 at the Senior Center. Until then, this is Margaret Stallknecht, Education Chairwoman.

he /she has broken all rockhound code of ethics. I would inform the Park Ranger that this is a form of vandalism and should be treated as such and not lay it on the rockhound's doorstep. WE are not responsible for every vandalism in the country. We need to stand up and denounce the vandals and trespassers that we are being blamed for. Just because I pick up rocks I shouldn't be blamed, or except the blame, every time someone throws a rock through a window. I do believe that if we holler when they try to hang us for every beer drinking, bottle throwing, gun toting, fence cutting vandal in the back country we can get a little respect, but as long as we accept every thing they blame on us we will never get any respect.

I believe that all clubs should be responsible for their club members on all outings and if club members do not follow the Rockhound code of ethics they should be corrected. The only way we can protect our rights is to stand up for them and not except all the blame for the vandals and trespassers that are laid at our door step.

[Any and all comments are welcome rm711@tgi.net]

HONORING TOBY COZENS

Toby Cozens is not in good health, and the membership feels her absence from our gatherings. Toby has been an outstanding contributor in many ways to the health and longevity of the West Seattle Rock Club. The Northwest Federation, American Federation, ALAA and the American Scholarship Foundation have also benefited from her volunteerism in so many ways, including being treasurer of each.

The West Seattle Rock Club is honoring Toby Cozens by donating \$100 to the AFMS Scholarship Foundation. We challenge other clubs, and individual members, to do the same. In HONOR of Toby Cozens you may send your donations (made out to AFMS Scholarship Foundation) to: Arlene Burkhalter, AFMS Scholarship Treasurer, P.O. Box 1007, Choctaw, OK 73020. Be sure to designate that it is in HONOR of Toby.

Submitted by Audrey Vogelpohl
West Seattle Rock Club Treasurer

Saw Oil by Bob Jacobsen

Thanks for the info on saw oil (via your editor). I looked up White Oil #15's MSDS sheet. It is listed as quite non-toxic and used in the food industry, baby oil, lotions, and ointments. The one thing that might be of interest is the flash point. It is listed as 280 degrees F.

It seems to me flash point is an important issue. Maybe you want to start a discussion in the Newsletter.

<u>Saw Oil</u>	<u>Flash Point</u>
Almag	294 F
Pella	277 F
Kerosene	111 F
Diesel	140 F

Editor's Note: Several months ago I published a helpful tip (from another club) on #15 White Oil. If you would like to comment on the above, please send your comments to the NFMS Newsletter Editor.



Patty Amos
NFMS 1st V. Pres.

By Chuck Sonner:

I talked to Patty today. They moved into their new home. The computer was installed in the basement. This

was the biggest rain storm this area has seen since the house was built. Their acreage is under water and so is the basement. Computer, phones and a lot more are also under water. She will be out of touch until repairs are made. Good chance the computer is fried.



Rocky McCall
AFMS V/P

Rockhound & Proud Of It

It seems that we as Rockhounds are always getting the

blame for what the vandals and trespassers are doing to the Wild life, the Salmon runs, and the Cattlemen. Every time a fence is cut, a stream is polluted, or a messy camp site is found, Rockhounds are singled out and the problem is placed on our door step. As Rockhounds we enjoy the streams the Wild life and the camp outs but as Rockhounds we do have a code of ethics. And as Rockhounds we do keep this code.

I am proud to say that I have been in service with the Rockhounds for many years holding positions from dish washer and coffee maker to President of the NFMS [Northwest Federation of Mineralogical Societies] and am now serving my second term as Vice President of the AFMS. [American Federation of Mineralogical Societies]. I have always said what I thought and listened with an open mind to those around me. We are 50,000 strong in the United States and I do believe that we have the right to step up and defend ourselves as a responsible group and not be condemned for every problem that arises from vandalism and trespassers.

It has been brought to my attention that someone has been chipping and defacing a rock in a state park and the WDFW [Washington Department of Fish and Wildlife] has laid this on our door step, sending letters to local Rock clubs stating that it is being done by Rockhounds.

It is my opinion that chipping or defacing a rock in a State Park is vandalism and not rockhounding, and any one doing so should be hung by his thumbs. I do




Margaret Stallknecht
Education Chair

I attended several events this month, but two of them deserve mention here as they were amazing!

First, I attended a whirlwind geology

tour of southeastern Idaho with Mr. Randy Powell, Middleton High School's Science teacher and his class of seven students and several chaperones. During two days, we went to Malad Gorge, Hagerman Fossil Beds National Monument and Museum, a catfish and alligator farm in Hagerman, Shoshone Falls in Twin Falls, Idaho, Shoshone Ice Cave, and Craters of the Moon National Monument outside Arco, Idaho! Once we got to Craters of the Moon, we camped overnight in the Monument's campground.

THOUGHTS, COMMENTS & ANNOUNCEMENTS



DARLENE'S DOODLES:

Just one more request, then no more pestering.

We are missing POEMS. Have any of your members submitted their own poems that you printed in an issue of your club Bulletin in 2006? If 'Yes', please send me a copy of that particular issue. Your club members need to be recognized for their efforts in assisting you Editors with all your hard work as Editors. Please don't let those helpers go unnoticed. Thank you all.

Keep up your great work. Happy Holidays & all the best in 2007.

Darlene Denton, Bulletin Aids
5830 Haddon Lane
Anacortes WA 98221-4332

NFMS Field Trips

By
Keene Clay
NFMS Field Trip Chair

Looking Back: Looking Forward

The Northwest Federation sponsored two successful field trips this year. The first was in Montana and was sponsored by the Butte mineral and Gem Club. They report that there were rock hounds that came from Oregon, Utah, Idaho and Montana. They camped on the banks of the Big Hole River and lead daily trips to local collecting areas. Thank you to organizer Tim Huff and the others that helped in leading the trips.

Our other trip was co-sponsored by the Mt Hood Rock Club and centered on the Prineville area in Central Oregon September 1-4. We spent time digging at Maury Mountain, White Fir Springs, Pink limb, Lucky Strike, Ochoco Agate, and other local sites. The trip was shared by people from most of the states of the Federation. (I would give names but I lost the list.) We took over half of the Ochoco Campground on the lake near Prineville and had up to 12 cars in our caravans. Thank you to Tim Fisher for leading and organizing this trip.

As usual, it is a pleasure to meet up with others from around the Federation and find out how much we have in common. Rock hounds are such a diverse group. I don't know of any other hobby that could cut across such a broad variety of humanity.

We are hoping to have other trip leaders from other states step forward and offer to lead next years trips. If you will lead the trip, we will help you promote it. No one is committed at this time. If you have a trip that you are planning that can handle an extra 10 or more rock hounds, please call me at 503-558-8500 or by email at odroc@comcast.net. It is important to share the knowledge and the fun with your fellow diggers.

A ROCKAHOLIC

By John Wozniak

Hi, my name is John and I'm a rockaholic. I thought a week at a rockhound retreat might be therapeutic. All it really did was help kick my habit into high gear. Fortunately for me I also met a lot of new people, and old timers, who are now my support group. At the retreat I took a lapidary class, and my wife Darlene took wire-wrapping. I made more cabochons in four days (21) than I had in my entire pre-retreat life. I was so excited that every time I finished a few I had to run and show Darlene so she could wrap them for me. She didn't keep up.

With all the tricks and techniques I learned, one of the last cabs I made was competition quality. I was persuaded to do four more and enter them as a mini-cabochon competition case in the upcoming Regional show. As soon as I got home I started making them, but without the vast array of equipment that I had at the Hancock Center it took me a week to finish the other four cabs. With such good teachers at the retreat, I won a blue ribbon at the show.

Darlene enjoyed the fact that there was a high teacher to student ratio, with one-on-one instruction available almost any time. She has gotten a lot of compliments on her wire-wrapping, with some strangers ready to buy the piece right off her neck. We both enjoyed having the ability to leave the class we were taking and stick our heads into the other classes. I went to the faceting class to prepare a cab for a quartz cap. Darlene went to the silversmithing class and made a mounting for an arrowhead.

We've noticed something since we joined a rock club. The number of people we meet that are nice is much higher than the general population. The retreat was no different. I think they must have put something in the food, which was so good I ate too much of it. Usually I am a lot grumpier without my sleep-number bed. Now that I think about it, they usually have food at our rock club meetings.

I have to admit that not everything at the retreat was perfect. The weather was unseasonably warm. I didn't have as much privacy on the toilet as I'm used to. The moon was too bright to see the stars as clearly as I'd hoped. I missed my recliner. The crickets were noisy. A couple times they ran out of coffee just as I got to it.

Thankfully, I adapted to the primitive life quickly. To keep cool I let the sanders spray me with water. With the bright moon I didn't need a flashlight. I went when others were busy. I got used to the crickets. I waited for the next pot of coffee. But next time I am going to take my camping recliner.

Hopefully some of you reading this will join Darlene and me next year. We plan on being there.



Western Washington Rock Collecting

Apology to Gary Buhr, Juniors Chairman

By Roy Ford

Gary I am sorry that I blindsided you close to the end of the annual meeting when you were praising a Junior Member for her great work at the show as this detracted from her moment of glory as well.

So to Alyssa Carnes, Gary Buhr, & any others at the meeting that were offended by my making the point that the meeting was not completely in compliance with Roberts Rules of Order I am truly sorry that I did not figure out some other way to make my point.

Editor's Note: Roy has submitted a two page article, that began with the above as a preface, regarding non-compliance of NFMS By-Laws and Operating procedures at Mid-Year and Annual meetings. Your Editor considers significant editing is required before publishing at a later date.

A Beginning "Artist" at Work and Play

By Bev Schroeder

Our trip to the Rockhound Retreat started on Monday, Labor Day, as Bryan and I headed to Hancock Station near Fossil, OR. I was looking forward to the workshops, Fossil Museum Visitor Center and a hike, if possible, to the Blue Basin north of the museum. That night we had a delicious spaghetti feed and met everyone.

Tuesday, I started wire-wrapping getting one-on-one instruction from Edna Nelson. I learned on a Willow Creek Jasper piece, and then tried a finer gauge wire for a thin piece of Graveyard Point Agate. That was a challenge but beautiful when it was finished.

Bev Bockman and I took Wednesday as a travel day and drove to the excellent Fossil Museum as well as the nearby James Cant Ranch House, more of a cultural museum. We also tried a short hike (1.2 miles) in hot weather to the very impressive Blue Basin Amphitheater. The sights were grand all along our drive: Sheep Rock, Cathedral Rock and the meandering John Day River. We had the option to return by way of the Painted Hills but decided to retrace our steps as we had both spent time there on other trips.

Back at Hancock Station, Thursday, I headed to the Lapidary Shop. I was a complete neophyte at cab-making, having seen demonstrations from a distance but not close at hand. Lamar Tilgner and Russell Snook were great teachers. They were both very patient and took me step by step through the process from shaping to polishing and from 80 to 220 to 400/600 grit to the final polish with optical cerium oxide. Lamar didn't even flinch when I brought a chipped oval piece of Bruneau Jasper for my second effort that I had bought already damaged at a show. He suggested that I try a tear drop shape, and it turned out better than the original design and took a beautiful polish. I spent two days in Lapidary working with different materials and different designs and thoroughly enjoying myself.

Saturday, I was back in wire-wrapping again this time with my own cabs and Bryan's Intarsia piece, learning to work with silver as well as gold-filled wire. It was a treat for me to look at the other ladies' artistic creations. Other activities were a "swap" session, a stump-the-experts session and a final meeting for feedback and suggestions for next year. We hope this program will grow in popularity as we found it very enjoyable and educational.

Building Stronger Clubs (continued from the October newsletter)

(2nd in a series)

This is a continuation of an article in the last Newsletter. This article will review some of the committee structures that make up most clubs. I would suggest that you think of these areas as committees with shared duties instead of a chairperson/volunteer that is expected to do it all.

Again, I invite you to discuss this at a board meeting and give your club a grade on each area. This is an opportunity to support the efforts of the volunteers that you already have and find other volunteers to become involved.

Committees that are important to Club building activities:

1. Membership: We do not give this area enough emphasis. Visitors and new members should be called and encouraged after they show an interest in the club. Club shows should be structured to support membership growth and retention. Visitors should be called. Established members could be paired with visitors and new members to function as advisors and to help include the new person in our everyday events and activities. New members should be encouraged by the membership committee to volunteer for some committee or responsibility. New members should be invited to collecting trips and club activities.

A B C D F

2. Juniors: Many young families will not continue if there is no way to involve the children. Some are joining the club because of the child's interest in rocks. It is important to cater to the social interest and needs of the parents and the children. This area is a productive area for maintaining young families in our rock clubs. Programs should be varied and field trips often.

A B C D F

3. Publicity: There are many opportunities to use the media to get free publicity for our clubs. News releases related to shows, educational programs, field trips, demonstration nights, meeting times and location are all welcome by the local papers and local calendars. This is a great source of new members. Does your club have a brochure for distribution? Do you have a web site? Do you invite strangers to your collecting trips? Promoting the show is another excellent opportunity to get community wide recognition. Paid and free ads are valuable when promoting the show and other club activities. This should be a group effort involving the membership.

A B C D F

4. Field Trips: Many healthy clubs will have a club trip scheduled for each month. Most clubs fail in this important area. The more people you have on your trips, the more active your club will be. This is an important time for new members to get involved and form friendships with the other people on the trip. This involvement will carry over to other club activities. Make sure that some of the trips cater to juniors and young families. The duties of field trip leader should be shared by the experienced members.

A B C D F

5. Improving Shows: The following are some of the ideas that have been used by Mt Hood Rock Club to improve the attendance at our shows.

Kids Easter (thunder) egg hunt.

Treasure hunt at the kids corner.

Adult egg hunt for jewelry etc.(Proposed)

Add dealers and use the income from the dealers to increase the promotion.

Oral Auction for our better materials.

Silent and slab auction.

Equipment Sales area.

Media coverage about the hobby, the club, show activities, members.

The show is our primary way of letting the public know that we exist and what we do. It should be structured to attract and identify potential new members.

A B C D F

6. Lapidary shop: This is an excellent addition to any club. It will attract new members, allow members to learn to use equipment and give members another chance to get to know each other while learning lapidary skills. If there is no club shop, individual members teaching lapidary and jewelry classes is a good alternative. In some way, the new members need to get their hands on some equipment and have a chance to work with the rocks that they collect or buy.

A B C D F

7. Encouraging Volunteers/Avoiding burnout: People liked to be asked personally to take on a responsibility. It lets them know that someone thinks that they can do the job, and it makes it more difficult to say no. The first job of the president and board should be to fill all of the volunteer positions. The second job is to encourage and mentor those volunteers and help them be successful. I have learned from painful experience that trying to do it all will leave you tired and somewhat resentful and you will rob the other members of the opportunity to be involved and share the responsibility. Spend time cultivating your volunteer network through personal contacts and encouragement.

A B C D F

Club Building Program Proposal. (3rd and Final series)

The following is a suggested plan of action for enhancing club growth and member retention.

Pick a date and location for a club building meeting. Consider Pizza or potluck. Invite all members that are willing to be involved in improving the viability of the club. Special emphasis should be given to inviting new or recent members. The board and key committee members should be involved in the organization and execution of the program.

At the club building meeting start with introductions and a short statement that we want to make the club more viable, interesting and pertinent to the membership. Describe the seven club functions that are detailed in the previous series and ask each member of the group to select the area that they would be most interested in supporting. You may choose to focus your efforts on a few specific areas for growth, and you may decide that additional categories are more important for your club.

These self-selected groups become the core of committees supporting your key committee people. They will spend the rest of the meeting formulating a course of action to make that committee more successful in fulfilling its purpose.

The last 30 minutes of the meeting can be spent sharing the results and direction of the individual discussions. Each group will be encouraged to set up a time to meet to further discuss their activities. A board member should be assigned to each committee to report back to the board and to act as a liaison to the committee.

The program for the next meeting would be a report on each committee and an invitation for other members to join in the process. The goal would be for each member to be part of one or more of the club building groups based on their interest and experience.

Clubs should find a way to spread the work around and keep from overloading officers and key members. If everyone organizes one event and is responsible for one activity, the club will be active with many opportunities for member involvement.

Please let me know the results of this or any club building activities that you do. Report to the NFMS news about programs that have been successful for your club. We can all benefit from the knowledge about programs that work to develop our clubs.

For more information contact:

Keene Clay

Mt Hood Rock Club

503-558-8500

odroc@comcast.net

NFMS JUNIOR ROCKHOUNDS "News Flash November"



**Juniors
Chairman**

**Gary
Buhr**

As we get ready to turn our calendars towards 2007, do you wonder what is being accomplished towards the groundwork of future times for NFMS? Junior Rockhounds are clearly the key to maintaining interest and organization into the future of our favorite hobby-Rockhounding! Do you think the NFMS shall stay strong without involvement or intent? Absolutely not, we must promote and empower the accomplishments and fun times that Juniors experience during their interaction with our hobby. Rock Club Meetings, Field Trips, Lapidary Workshops, Independent Study and Rock Shows are opportunities for Juniors to participate, volunteer and experience a positive bunch of fun and education. If the memories are favorable, they will be back to be leaders and the future of your Rock Club and the NFMS.

Fortunately this is not "rocket science", we all like to revisit a path that is positive in nature. Past President Bill Smith maintains that Rock Clubs or Rock Shows do not need to be big to be huge in terms of great fun with memorable education. Certainly this is proven again and again throughout the Northwest. All you need to do is the best you can and be sure to highlight the successes of the Junior Rockhounds in your area. Every week somewhere in the Northwest there are events that gather Rockhounds. When the Juniors volunteer and want to participate, give them a job to do, delivered with respect and sure enough, they will do better than you can imagine. In turn, self confidence will grow and mature.

With so much going on, please send in an article with or without a photo so everyone in the NFMS can appreciate what Junior Rockhounds are doing with the best hobby in the world. Juniors can write articles or Juniors Advisors or Federation Directors or any Rock Club Member can write articles. Please remember this is a volunteer organization and participation is critical mass. Please expand your horizons with an article and/or photo for the Northwest Newsletter and the NFMS Website, rather than permitting everything to be accomplished only by the usual suspects.



Mountain Home is a best kept secret of Idaho. Fourteen September was the Annual Show for Eureka

Rock & Gem Club where Margaret Stallknecht, NFMS Education Committee Chair, sold NFMS T-Shirts & Caps. Do you have yours yet? Roger Beck displayed a case of fabulous worldwide Calcite crystals. Junior Rockhound SIERRA WITT age 11 (back left in photo) was keeping the Spinner Wheel going around and around and reloading their magnificent array of prizes. SIERRA likes crystals & rocks and goes to Idaho Gem Club with her Grandmother Belle Witt. CHINAROSE EMMONS age 12 (back right in photo) a member of Idaho Gem Club says she's been a Rockhound since age 5. CHINA goes rocking with her Grandmother Betty McLin Hare, fossil book author and President of Idaho Museum of Mining & Geology Board of Directors. CHINA plans to be elected soon. Her favorite Field Trip was the Tuana Gravel Pits where she discovered a huge boulder of Turritella; CHINA is also a math whiz! Customer JASMINE enjoyed three spins for a dollar to win a bracelet, a stuffed bunny and polished jasper.



West Seattle Rock Club has spawned the newest Juniors Rock Club in the Northwest. Their thirty minute meeting is held in Adams Hall before the main meeting each month so the Juniors can benefit and participate in both events. MILES DURNUIRTH age 6 (left back in photo) brought a flat wood box with dividers and a sliding plastic top that he and his Grandfather made for specimens; every section was full, including his favorite smoky quartz crystals. DeLANCEY LANE age 9 (right back in photo) showed us a container full of mineral specimens from mines in Arizona; her favorite was classic blue turquoise. ALEX MILLER age 8 (front left in photo) was very proud of his first cabochon in a gold wire setting that Lyle Vogelpohl helped him make for his first lapidary project; the polish was brilliant! 2004 NFMS Junior Achievement Award Winner ALEXANDREA WALL age 13 (front second from left in photo) brought a sparkling specimen of pyrite from her collection to share in show-n-tell. ZACH WALL age 10 (front third from left in photo) had been to the Rock Candy Mine in British Columbia and showed a cabinet size specimen of botryoidal green fluorite covered with tiny white quartz crystals; yes, it looked like a "candy coating". Audrey Vogelpohl (right front in photo) is the Juniors Advisor with an unbounded list of ideas and projects such as how to organize a Rock Collection and how to display favorite Rock & Gem Treasures. GRAHAM NICKSON and MERLIN TOSH, both age 11, are two top Junior Rockhounds that help make up the new group in West Seattle, but were absent when GB the photographer attended.

Identifying True Amber (Succinite)

Since the screening of 'Jurassic Park' interest in the mineral amber has grown significantly. Unfortunately so has the quantity of fake amber coming on to the market. Some of these pieces have insect inclusions skillfully placed in the body of the matrix. The British Natural History Museum recently discovered that a bee preserved in amber thought to be one of the oldest known examples of this particular species was in fact a fake and probably no more than 150 years old. (More of this bee later). Evidence of this nature; that even the best can be fooled should alert all collectors to the possibility of being misled or simply cheated. In some cases copal, which is tree resin which has not yet fully fossilized to amber and may be anything up to 3-4 million years old is described as true amber. Debate still rages in the UK about certain Kenyan deposits as to whether they should be called copal or amber, and I have heard of similar arguments concerning deposits found in South America. There are a number of simple tests which can be carried out on amber to check its authenticity. I have listed here all the basic methods I have come across. More sophisticated and complex tests are possible but they require access to laboratory equipment. These more complex tests include: Refraction Index, Precise Specific Gravity and Melting Point.

When examining a specimen you should try at least 3 of the following methods detailed here. If the item in question fails any one of the tests, it could well mean the piece is not true amber.

HARDNESS Amber has a hardness on Mohs scale in the region of 2-3. Using appropriate scratch sticks it should be reasonably straightforward to test the sample under question.

HOT NEEDLE Heat a needle point in a flame until glowing red and then push the point into the sample for testing. With copal the needle melts the material quicker than amber and emits a light fragrant odor. Amber when tested does not melt as quickly as the copal and emits sooty fumes.

SOLUBILITY Copal will dissolve in acetone. This test can be done by dispensing the acetone from an eye dropper onto a clean surface of the test specimen. Place one drop on the surface of the test piece and allow to evaporate, then place a second drop on the same area. Copal will become tacky, amber will remain unaffected by contact with acetone.

UV LIGHT Copal under a short-wave UV light shows hardly any color change. Amber fluoresces a pale shade of blue.

FRICITION Rub the specimen vigorously on a soft cloth. True amber may emit a faint resinous fragrance but copal may actual begin to soften and the surface become sticky. Amber will also become heavily charged with static electricity and will easily pick up small pieces of loose paper.

TASTE This test was introduced to me by a antique trader who specialized in amber beads. She explained that one of the most reliable tests she used was to taste the amber specimen after washing it in mild soapy water and then plain water. Whilst she could make no distinction between copal and amber, she could easily identify plastics and other common substitutes because of their unpleasant or chemical taste. Amber has hardly any taste at all. As a method for identification I have not seen this procedure recorded elsewhere. I can vouch for its effectiveness as a non destructive method of differentiating between amber and certain other substances often misleadingly labeled amber.

Continued on page 8

A DIFFERENT KIND OF ROCK

by
Chloe R. Young
Butte Mineral and Gem Club
Butte, Montana

Have you painted anything recently? Are you chewing gum? Do you have an automobile with a catalytic converter?

It's baby powder, face powder and foot powder. It's in all Wrigley's chewing gums; every paint manufacturer in the United States uses it in their paint; auto makers put it in the ceramic part of the catalytic converters. It's a natural mineral named "talc", a different kind of rock.

Talc is a mineral rock containing magnesium, silicon, oxygen and water, a soft mineral having a Mohs hardness of 1, compared to 10 for diamonds. The color varying from a light, white green to apple green, dark green, brown or pink depends on the amount of other minerals in the rock such as aluminum, iron, manganese, and titanium. Talc is composed of weak bonds of microscopic platelets enabling the platelets to slide easily by one another and results in the soft and greasy feel of talc.

Although talc is found all over the world, China is the largest producer with a quarter of the world's talc stored there.

The United States follows as second largest, with mines producing around one million metric tons of crude talc ore per year, (approximately a 100 million dollar per year industry).

The Yellowstone Mine owned by Luzenac in southwest Montana, near Ennis is the United States largest producer of talc.

South of Dillon, Montana, Barretts Minerals, with the Regal and Treasure Mines, ships 130,000 tons of talc every year from their mill. This Montana mineral is so pure it cannot be used in cosmetics because the molecular structure will not take a fragrance. These companies, Luzenac and Barretts, are the only two in the United States that mine their own talc. The other mills have the talc shipped to them for processing.

Other deposits occur in the United States from Vermont to Alabama, California, Nevada, Washington, Idaho, New Mexico and Texas.

The process of the formation of the mineral determines the qualities of the talc. The grain size, shape, color and purity of talc influence and affect the industrial applications. It is open pit, hard rock mining. The large boulder sized rocks are drilled and blasted at the mine site, then hauled to the mill where they are processed into powder. For every nine to eleven tons of rock there is one ton of ore.

The paper industry uses talc as a filler and coating for its products. The ceramic industry which produces dinnerware, tiles, porcelain and electrical insulation uses talc for the shine and conductivity. In paint, it helps control glossiness, improves durability and fights rust. Talc also adds pigment control and stability to paint and coating.

In plastics, it gives stability and improves the ability to resist chemical and heat forces. Talc is used in electrical insulators to help lower the wasted energy produced from electrical devices. Talc, with its high heat resistance and bonding power, makes automobile hoses less permeable and gives rubber its bounce.

It is used in animal feed to help stop moisture from entering or leaving and reduce the bacteria in feed troughs.

Pharmaceutical and every day uses of talc include antacids, body soap and detergent as filler. Pills are coated with talc to keep the moisture out of them. Gymnasts and bowlers use it to keep their hands dry when gripping equipment. Some other uses are in pencils, putties, counter tops, flooring, asphalt shingles, foam packaging, candy, insecticide carriers and caulks, sealants, baby and body powder.

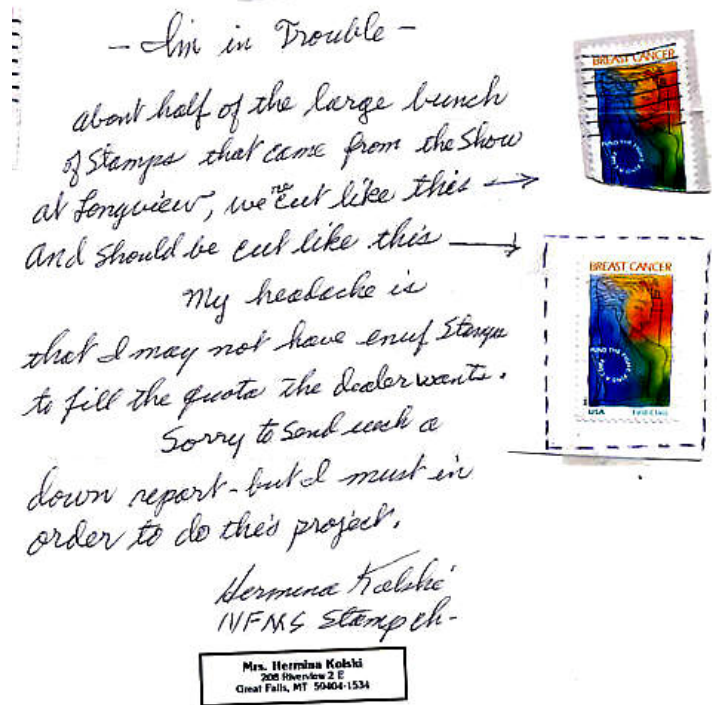
Talc is soft and easily carved into beautiful forms. Some of the recorded history of decorative talc comes from the Lewis & Clark journals in 1803. When they met the Shoshone Indians in Southwest Montana they were offered a peace pipe to smoke: "This pipe was made of a dense semitransparent green stone, very highly polished, about 2 1/2 inches long and of an oval figure, the bowl being in the same direction with the stem."

Talc can be carved using simple home tools: a pipe for making a cylinder, knife, and small saw, files to file off corners and bumps, and steel wool for the final polishing. When the project is complete, rubbing the object with denim or corduroy makes it shine like marble to be placed in a flower pot, glued on a necklace backing or as a figure to stand on a shelf.

There are no pretty crystals, no geodes, and no dramatic colors, just a white or dark powdery looking rock lying on the ground. Talc is not your everyday rock in the park

This mineral can be gotten by going to a mill and asking for a sample. Rock shops also carry it for decorative purposes and for carving. The web sites www.sculptor.org/Stone/Soapstone and www.sandycline.com are two of the best for finding and obtaining talc for personal use, carving and sculpting

STAMP REPORT



See page 2 for Hermina's readable address

NFMS SCHOLARSHIP COMMITTEE REPORT

Fiscal Year Aug. convention through to Aug. 31, 2006

By Toby Cozens

Note: Donations are listed in order received.

Some clubs have multiple listing

Source	Amount	% After
7/06 Owyhee	50.00	no change
IMO/ John Greener		
8/06 No. Puget Sound Facetors	336.78	5,500
Faceted stone auction		
8/06 Club at Large donation	20.00	no change
8/06 Oregon Trail donation	25.00	30,400%
IMO/John Greener		
8/06 Afghan Raffle at convention	100.00	n/a
8/06 IMFG	2608.40	92,800%
Faceted stone auction		
8/06 Everett Rock & Gem Club	50.00	15,000
IMO/ LaVonne Basler		
9/06 IMFG	518.91	94,500%
Add'l credit faceted stone auction		
TOTAL	3,709.09	

2007 Gem & Mineral Show Calendar

Identifying True Amber (Continued from page 6)

FLOTATION (Specific Gravity) Mix 23gms of standard table salt with 200ml of luke warm water. Stir until completely dissolved. Amber should float in such a mixture and some copals together with various plastics sink.

INCLUSIONS Infrequently amber contains Flora or Fauna inclusions. Correctly identifying the trapped Insect or plant should be an excellent indicator of a piece's authenticity. Most inclusions from ancient amber are of species which are now extinct or significantly changed.

POLARIZED LIGHT Place the suspect piece of amber between two sheets of polarizing glass or plastic. (Kokin Filter Systems which sell lens accessories for cameras sell such products). Rotate one of the polarizing lenses slowly through 360 degrees. In the body of the amber a display of rainbow colors should cycle through the transparent parts of the material. This is due to interference patterns being induced in the polarized light because of the internal strains and stresses within the amber itself. My general experience with this method is that genuine amber and copal always show these color changes, where as some acrylics, polymers and certain plastic do not. Amber which has been drilled and then later filled with a contemporary inclusion and resin also reveals itself via the clear disruption of the color display. Essentially; an amber piece which does not show interference patterns is unlikely to be true amber.

Golden Spike New 11/06 and By Garry Platt via Bob's Rock Shop

A Week At Hancock Continued from page 1



Steve Nelson (foreground) and Bob Jacobsen practice the art of faceting



A wire-wrapping session with Edna Nelson (left), Dorothy Snook (center) and Darlene Wozniak (right).

Show Date	Club/Show Name	Show Location	Contact Person
Feb 10-11 Sat 8-5 Sun 9-5	Whidbey Is. Gem Club, Annual Sweetheart of Gems Show	Oak Harbor Senior Ctr. 51 S.E. Jerome St. Oak Harbor, WA	Keith Ludemann 360 675-1837 slabs@whidbey.net
Feb 17-18 Sat 10-5 Sun 10-5	West Seattle Rock Club 41 st Annual show "Presidents" Gemboree	Alki Masonic Temple 4736 40 th Ave SW Seattle, WA	Audrey Vogelpohl (206) 932-3292 avogelpohl@omcast.net
Feb 24-25 Sat 10-6 Sun 10-5	Everett Rock & Gem Club, 54 th Annual Gem, Jewelry & Mineral Show	Wash. National Guard Armory, 2730 Oakes Ave. Everett, WA	John Peterson, PO Box 1615, Everett, WA 98206 425-402-9227
Feb 24-25 Sat 10-7 Sun 10-5	Idaho Gem Club Annual Jewelry, Gem, Fossil, Mineral Show and Sale	Expo Idaho (formerly W. Idaho Fairgrounds) Glenwood and Chinden	Charlie Smith, PO Box 1264, Riggins, ID 83549 208-628-4002
Mar 3-4 Sat: 10-6 Sun: 10-5	East Kingco Annual Rock & Gem Show Issaquah, WA	Pickering Barn, 1730 10 th Ave NW (across from Costco)	Norma Kikkert 19809 Filbert Rd Bothell, WA 98012
Mar 9 -11 Fri 9-6 Sat 10-6 Sun 10-5	Golden Spike Gem & Mineral Society. Fifty- Sixth Annual show. Gemstone Junction 2007	Union Station 25 th & Wall Ave. Ogden, Utah	Tom @ 801-791-2828 Richard @ 801-540-0478 Les @ 801-782-5664
Mar 9-11 Fri. 9-5 Sat.& Sun 10-5	Tualatin Valley Gem Club Rock Heaven 2007	Washington County Fairgrounds Hillsboro, Oregon	Rose Jackson 503-359-3723 jeweledrose@comcast.net
Mar 10-11 Sat 10-5 Sun 10-4	Magic Valley Gem Club, Rock and Gem Show	Boys & Girls Club , 999 Frontier Road, just East of C.S.I., Twin Falls, ID	Julia McLinn (208) 733-2444 flykid@cableone.net OR Mickey Tanner
Mar 10-11 Sat 9-5 Sun 10-4	Rock and arrowhead Club Show "Oregon Territory Treasures"	Klamath County Fair- grounds, 3531 S. 6 th St. Klamath Falls, OR	Mark Winters 541.850-3733 G. Carlson 541.882-8276 Marv Stump 541. 882-8341
Mar 31-Apr 1 Sat 10-6 Sun 10-5	Southeast Idaho Gem and Mineral Society 51 st Annual Show	Bannock Co. Fairground Commercial Building Pocatello, Idaho	Kathy or Marty Rakatansky (208) 233-2438 rak30@aol.com
Apr 14-15 Sat 10-6 Sun 10-5	Mt. Baker Rock & Gem, 46 th annual show, Bellingham, WA	Bloedel-Donovan Park Multi-purpose Building 2214 Electric Ave	Dick Fleharty, 360-332-8767, dickfl938@earthlink.net.
Apr 20-22 Fri 9-6 Sat 10-6 Sun 10-4:30	Willamette Agate & Mineral Society - "52 nd Annual River of Gems	Polk Co. Fairgrounds Rickreall, OR	Cathy Fisher catlfish@comcast.net 503-851-1837
Apr 21-22 Sat 10-5 Sun 10-5	Lakeside Gem and Mineral Society Annual Show	Benton Franklin County Fairgrounds, Kennewick WA	Dave Westland (509) 735-9678
Apr 28-29 Sat 10-5 Sun 10-5	Grays Harbor Geology and Gem Society "Earth's Treasure".	Elma Fairgrounds, 43 Elma McCleary Rd. Elma, Wa.	Gary Emberly 360.533- 6196, 624 Fairmont Place Aberdeen, Wa. 98520
Apr 28-29 Sat 10-6 Sun 10-5	Bitterroot Gem & Mineral Society, Mineral and Fossil Show	Hamilton Senior Center 400 N. 4 th & Adirondac Hamilton, MT	Harvey & Margaret Sharp 406-363-1590 Sharp_margaret@msn.com
May 19-20 Sat 10-6 Sun 10-4	Hatrockhounds Annual Gem and Mineral Show Hermiston, Oregon	Umatilla Co. Fair- grounds, Cooper Hall Orchard Ave.	Mike Filarski, PO Box 502, Irrigon, OR 97844 stonemorlin1@netscape.net
Aug 3-5 Fri 10-5 Sat 10-5 Sun 10-5	Butte Min & Gem Club NFMS 67th Annual "Richest Hill on Earth"	Civic Center 1340 Harrison Ave (I-90, exit Harrison Ave, turn north), Butte MT	Pete Knudsen (406) 723-8524
Jun 15-17 Fri & Sat: 10-6 Sun: 10-4:30	Oregon Coast Agate Club Gem and Mineral Show	Lincoln Co. Fairgrounds, 633 NE 3 rd St Newport, Oregon	Juli Dahl 541-563-7495 jdahl2@casco.net.
Sep 14-16 Fri 10-6 Sat 10-6 Sun 10-5	Far West Lapidary & Gem Society, So. Coast Rock & Gem Fest 2007, Dealers & Tailgaters	4 th Street Parking Lot across Family Restaurant Coos Bay, Oregon	Carolyn DeMetz 541-267-5008 czdemetz@earthlink.net